


Violence Against Children In and Around Schools in Lao PDR

Violence against children is preventable, and the education sector can play a critical role in driving change through schools and school systems. This note summarizes the state of school related violence in Lao PDR, and highlights key data gaps.

Bullying

Bullying refers to repeated emotional or physical aggressive behaviours including any form of isolating, rejecting or excluding from a group, or hitting, kicking, pushing by peers. GSHS 2015 indicates 12% of students experienced **bullying in the last 30 days**.¹



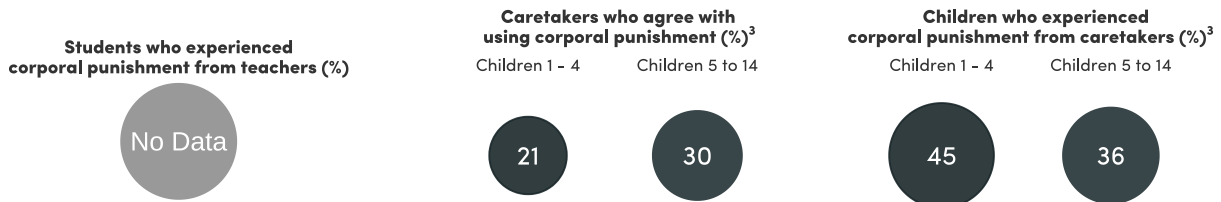
Sexual Violence

Sexual violence takes different forms, and includes non-consensual completed or attempted sexual contact or acts of a sexual nature that do not involve physical contact, and any form of coercion into sexual situations.²

No Data

Corporal Punishment

Corporal punishment refers to any form of punishment involving physical force intended to cause pain or discomfort.



Is corporal punishment banned in these settings...⁴



Data Gaps

GSHS 2015 has data on student bullying. MICS 2017 provides data on corporal punishment by caretakers. MICS can be broken down by disability status, while other data cannot be disaggregated by LGBT+ or disability status.⁵ The table below denotes available data.

Type of Violence	Aged 6 to 12	Aged 13 to 22	2008 - 2012	2013 - 2018	2019 or after
Physical (Peers)		✓		VACS, GSHS	
Emotional (Peers)		✓		GSHS	
Sexual (Peers)		✓		VACS	
Sexual (Teachers)		✓		VACS	
Corporal Punishment (Teachers)		✓		VACS	
Corporal Punishment (Caretakers)	✓	✓		MICS	

Lao PDR Compared to Other Countries

The graphs below include only countries with data from the same international survey, which means the data were collected from children of similar ages using the same questions. **Below are country averages.**

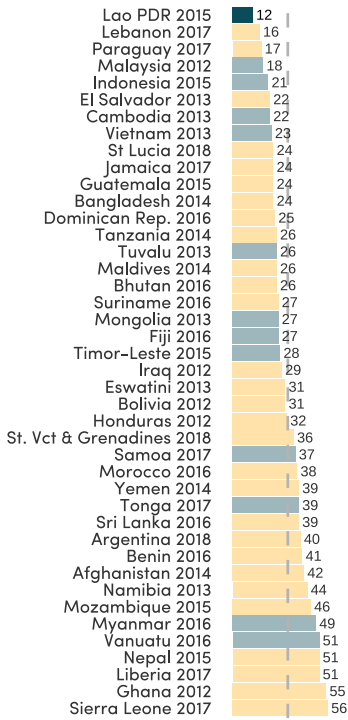


Bullying is...

16 percentage points lower than the East Asia and Pacific average, and 19 percentage points lower than average for low- and middle-income countries with data.

Bullying data by type is not available

Sexual Violence data is not available



No Data

No Data

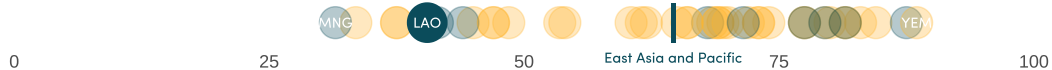
GSHS 2015 (+/-) 3 years

Corporal Punishment (Teachers)



Corporal Punishment (Caretakers)

Children Aged 1 to 14 who experienced corporal punishment (%) - MICS 6



Notes

- International surveys cover different forms of violence and do not use a standard definition of violence.
- This brief covers international survey data. We recommend complementing it with national surveys (e.g., household surveys) when available.
- The violence figures included in this brief are likely an underestimate, as many victims do not disclose their experiences of violence.⁶
- Country comparisons created with DHS, VACS, and GSHS data, include low- and middle-income countries within +/- 3 years of Lao PDR's survey round. Graphs created with MICS, TIMSS, PIRLS, PISA, PISA-D, and ERCE, include low- and middle-income countries with data on the same survey round.

Sources

- Calculations using GSHS 2015. Surveyed students are in Standards 7 and 8.
- Data for sexual violence against children includes VACS, DHS, and PISA-D.
- Calculations using MICS 2017.
- [End Corporal Punishment of Children](#), data accessed 2024. Note: "Some" represents cases where prohibition is stated for specific provisions (eg., [forms of corporal punishment or school levels](#)). Alternative Care refers to cases where a child's primary caregiver is not their parents (eg. foster care).
- [Evans, Hares, Smarrelli, and Wu](#). CGD 2023.
- [Smarrelli, Wu, Baago-Rasmussen, Hares, and Naker](#). CGD 2024.