


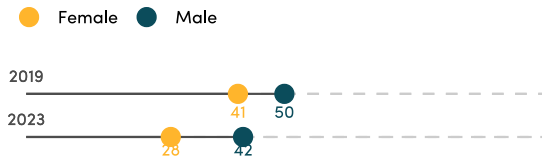
# Violence Against Children In and Around Schools in Malaysia

Violence against children is preventable, and the education sector can play a critical role in driving change through schools and school systems. This note summarizes the state of school related violence in Malaysia, and highlights key data gaps.

## Bullying

**Physical bullying** refers to a pattern of repetitive aggressive behaviours involving hitting, kicking, pushing, and stealing or destroying personal belongings. 35% of 8th graders reported experiencing **physical bullying during the school year**.<sup>1</sup>

**Emotional bullying** includes any form of isolating, rejecting, excluding from a group, or any other non-physical form of hostile treatment. 75% of 8th graders reported experiencing **emotional bullying during the school year**.<sup>1</sup>



## Sexual Violence

**Sexual violence** takes different forms, and includes non-consensual completed or attempted sexual contact or acts of a sexual nature that do not involve physical contact, and any form of coercion into sexual situations.<sup>2</sup>

----- No Data -----

## Corporal Punishment

**Corporal punishment** refers to any form of punishment involving physical force intended to cause pain or discomfort.

Students who experienced corporal punishment from teachers (%)

No Data

Caretakers who agree with using corporal punishment (%)

No Data

Children who experienced corporal punishment from caretakers (%)

No Data

## Is corporal punishment banned in these settings...<sup>3</sup>



## Data Gaps

PISA 2022 and TIMSS 2023 provide information about physical and emotional bullying from peers. GSHS 2012 has data on student bullying. Data cannot be broken down by disability or LGBTQ+ status.<sup>4</sup> The table below denotes available data.

Type of Violence	Aged 6 to 12	Aged 13 to 22	2008 - 2012	2013 - 2018	2019 or after
Physical (Peers)	✓	✓	GSHS	PISA, TIMSS	PISA, TIMSS
Emotional (Peers)	✓	✓	GSHS	PISA, TIMSS	PISA, TIMSS
Sexual (Peers)					
Sexual (Teachers)					
Corporal Punishment (Teachers)					
Corporal Punishment (Caretakers)					

# Malaysia Compared to Other Countries

The graphs below include only countries with data from the same international survey, which means the data were collected from children of similar ages using the same questions. **Below are country averages.**



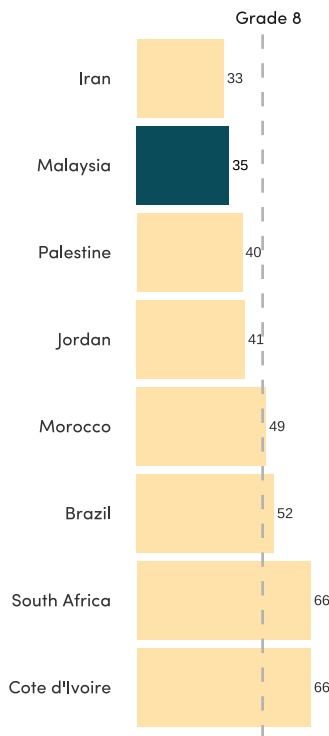
## Physical Bullying is...

13 percentage points lower than the average for middle-income countries for 8th graders with data.

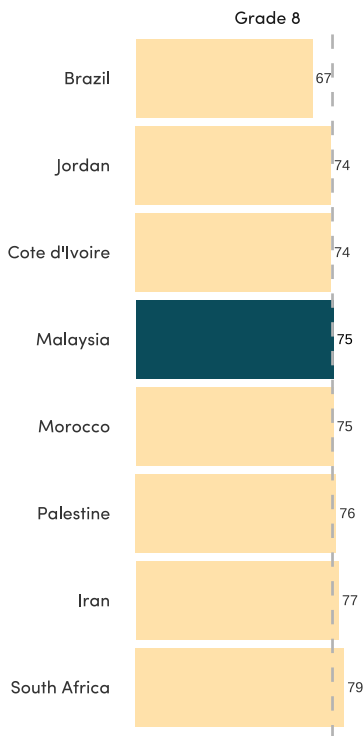
## Emotional Bullying is...

about the same as than the average for middle-income countries for 8th graders with data.

## Sexual Violence data is not available



TIMSS 2023



TIMSS 2023

No Data

## Corporal Punishment (Teachers)



## Corporal Punishment (Caretakers)



## Notes

- International surveys cover different forms of violence and do not use a standard definition of violence.
- This brief covers international survey data. We recommend complementing it with national surveys (e.g., household surveys) when available.
- The violence figures included in this brief are likely an underestimate, as many victims do not disclose their experiences of violence.<sup>5</sup>
- Country comparisons created with DHS, VACS, and GSHS data, include low- and middle-income countries within +/- 3 years of Malaysia's survey round. Graphs created with MICS, TIMSS, PIRLS, PISA, PISA-D, and ERCE, include low- and middle-income countries with data on the same survey round.

## Sources

1. Calculations using TIMSS 2023.
2. Data for sexual violence against children includes VACS, DHS, and PISA-D.
3. [End Corporal Punishment of Children](#), data accessed 2024. Note: "Some" represents cases where prohibition is stated for specific provisions (eg, [forms of corporal punishment or school levels](#)). Alternative Care refers to cases where a child's primary caregiver is not their parents (eg. foster care).
4. [Evans, Hares, Smarrelli, and Wu](#). CGD 2023.
5. [Smarrelli, Wu, Baago-Rasmussen, Hares, and Naker](#). CGD 2024.