


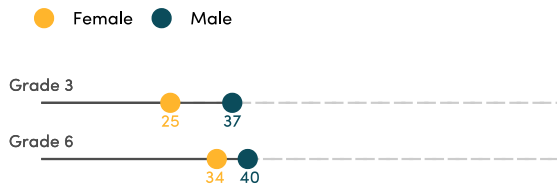
Violence Against Children In and Around Schools in Costa Rica

Violence against children is preventable, and the education sector can play a critical role in driving change through schools and school systems. This note summarizes the state of school related violence in Costa Rica, and highlights key data gaps.

Bullying

Physical bullying refers to a pattern of repetitive aggressive behaviours involving hitting, kicking, pushing, and stealing or destroying personal belongings. 31% of 3rd graders and 37% of 6th graders reported experiencing **physical bullying in the last month**.¹

Emotional bullying includes any form of isolating, rejecting, excluding from a group, or any other non-physical form of hostile treatment. 69% of 3rd graders and 68% of 6th graders reported experiencing **emotional bullying in the last month**.¹



Sexual Violence

Sexual violence takes different forms, and includes non-consensual completed or attempted sexual contact or acts of a sexual nature that do not involve physical contact, and any form of coercion into sexual situations.²

----- No Data -----

Corporal Punishment

Corporal punishment refers to any form of punishment involving physical force intended to cause pain or discomfort.



Is corporal punishment banned in these settings...⁴



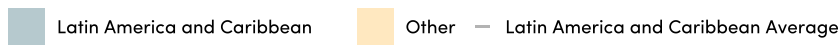
Data Gaps

ERCE 2019 and PISA 2022 provide information about physical and emotional bullying from peers. GSHS 2009 has data on student bullying. MICS 2018 provides data on corporal punishment by caretakers. MICS can be broken down by disability status, while other data cannot be disaggregated by LGBT+ or disability status.⁵ The table below denotes available data.

| Type of Violence | Aged 6 to 12 | Aged 13 to 22 | 2008 - 2012 | 2013 - 2018 | 2019 or after |
|----------------------------------|--------------|---------------|-------------|--------------|---------------|
| Physical (Peers) | ✓ | ✓ | GSHS | , ERCE, PISA | ERCE, PISA |
| Emotional (Peers) | | ✓ | GSHS | ERCE, PISA | ERCE, PISA |
| Sexual (Peers) | | | | | |
| Sexual (Teachers) | | | | | |
| Corporal Punishment (Teachers) | | | | | |
| Corporal Punishment (Caretakers) | ✓ | ✓ | | MICS | |

Costa Rica Compared to Other Countries

The graphs below include only countries with data from the same international survey, which means the data were collected from children of similar ages using the same questions. **Below are country averages.**



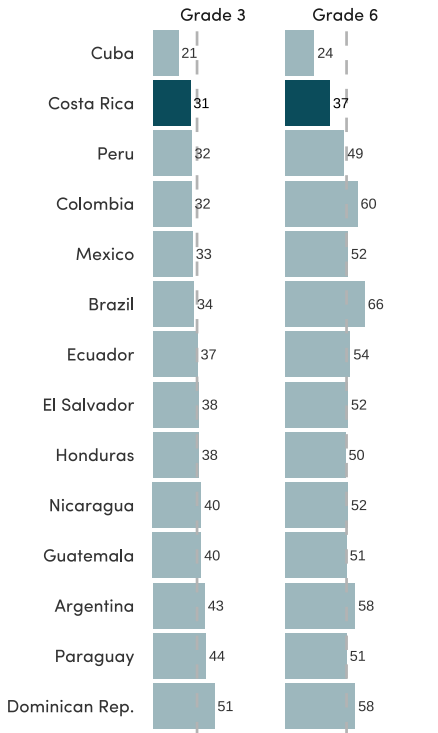
Physical Bullying is...

6 percentage points lower than the Latin America and Caribbean average for 3rd graders, and 13 percentage points lower for 6th graders.

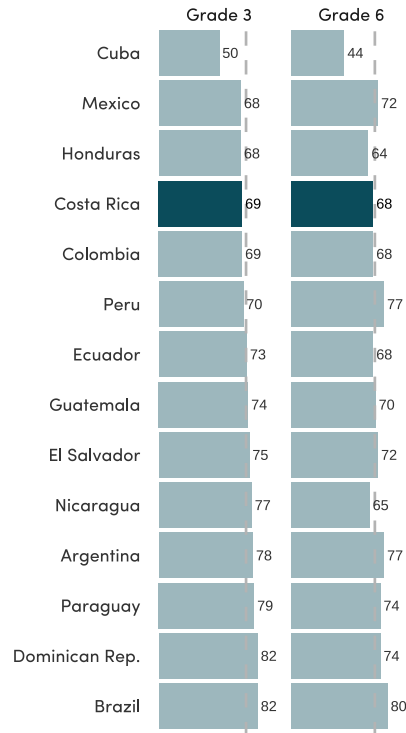
Emotional Bullying is...

4 percentage points lower than the Latin America and Caribbean average for 3rd graders, and 2 percentage points lower for 6th graders.

Sexual Violence data is not available



ERCE 2019



ERCE 2019

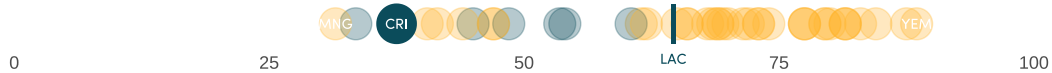
No Data

Corporal Punishment (Teachers)

No Data

Corporal Punishment (Caretakers)

Children Aged 1 to 14 who experienced corporal punishment (%) - MICS 6



Notes

- International surveys cover different forms of violence and do not use a standard definition of violence.
- This brief covers international survey data. We recommend complementing it with national surveys (e.g., household surveys) when available.
- The violence figures included in this brief are likely an underestimate, as many victims do not disclose their experiences of violence.⁶
- Country comparisons created with DHS, VACS, and GSHS data, include low- and middle-income countries within +/- 3 years of Costa Rica's survey round. Graphs created with MICS, TIMSS, PIRLS, PISA, PISA-D, and ERCE, include low- and middle-income countries with data on the same survey round.

Sources

1. Calculations using ERCE 2019.
2. Data for sexual violence against children includes VACS, DHS, and PISA-D.
3. Calculations using MICS 2018.
4. [End Corporal Punishment of Children](#), data accessed 2024. Note: "Some" represents cases where prohibition is stated for specific provisions (eg., [forms of corporal punishment or school levels](#)). Alternative Care refers to cases where a child's primary caregiver is not their parents (eg. foster care).
5. [Evans, Hares, Smarrelli, and Wu](#). CGD 2023.
6. [Smarrelli, Wu, Baago-Rasmussen, Hares, and Naker](#). CGD 2024.