


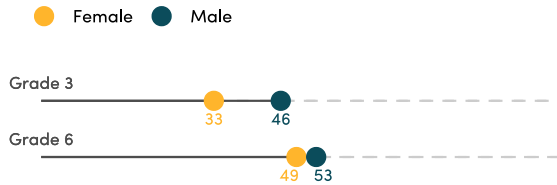
Violence Against Children In and Around Schools in Guatemala

Violence against children is preventable, and the education sector can play a critical role in driving change through schools and school systems. This note summarizes the state of school related violence in Guatemala, and highlights key data gaps.

Bullying

Physical bullying refers to a pattern of repetitive aggressive behaviours involving hitting, kicking, pushing, and stealing or destroying personal belongings. 40% of 3rd graders and 51% of 6th graders reported experiencing **physical bullying in the last month**.¹

Emotional bullying includes any form of isolating, rejecting, excluding from a group, or any other non-physical form of hostile treatment. 74% of 3rd graders and 70% of 6th graders reported experiencing **emotional bullying in the last month**.¹



Sexual Violence

Sexual violence takes different forms, and includes non-consensual completed or attempted sexual contact or acts of a sexual nature that do not involve physical contact, and any form of coercion into sexual situations. Available data indicate 3% of 15-year-old students experienced **sexual harassment by students or teachers in the last 4 weeks**.² Moreover, available data indicates that 4% of females aged 15 to 19 have experienced sexual violence in their lifetime.



Corporal Punishment

Corporal punishment refers to any form of punishment involving physical force intended to cause pain or discomfort.

Students who experienced corporal punishment from teachers (%)

No Data

Caretakers who agree with using corporal punishment (%)

No Data

Children who experienced corporal punishment from caretakers (%)

No Data

Is corporal punishment banned in these settings...³



Data Gaps

ERCE 2019 and PISA 2022 provide information about physical and emotional bullying from peers. GSHS 2015 has data on student bullying. DHS 2014 and PISA-D 2017 includes sexual violence data. Data cannot be broken down by disability or LGBTQ+ status.⁴ The table below denotes available data.

Type of Violence	Aged 6 to 12	Aged 13 to 22	2008 - 2012	2013 - 2018	2019 or after
Physical (Peers)	✓	✓	GSHS	GSHS, ERCE	ERCE, PISA
Emotional (Peers)	✓	✓	GSHS	GSHS, ERCE	ERCE, PISA
Sexual (Peers)		✓		PISA-D	
Sexual (Teachers)		✓		DHS, PISA-D	
Corporal Punishment (Teachers)	✓	✓		DHS*	
Corporal Punishment (Caretakers)					

Guatemala Compared to Other Countries

The graphs below include only countries with data from the same international survey, which means the data were collected from children of similar ages using the same questions. **Below are country averages.**



Physical Bullying is...

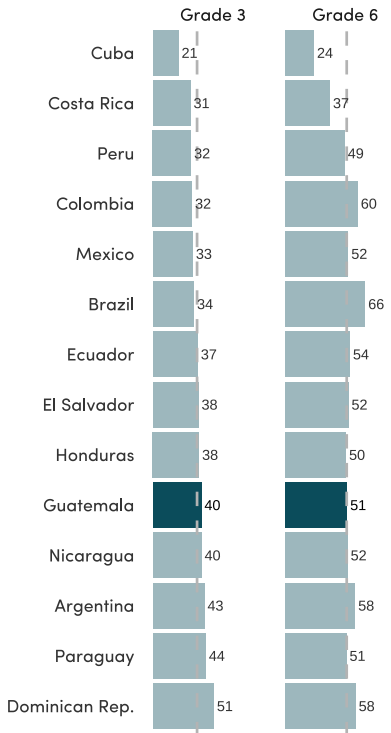
2 percentage points higher than the Latin America and Caribbean average for 3rd graders, and about the same as the average for 6th graders.

Emotional Bullying is...

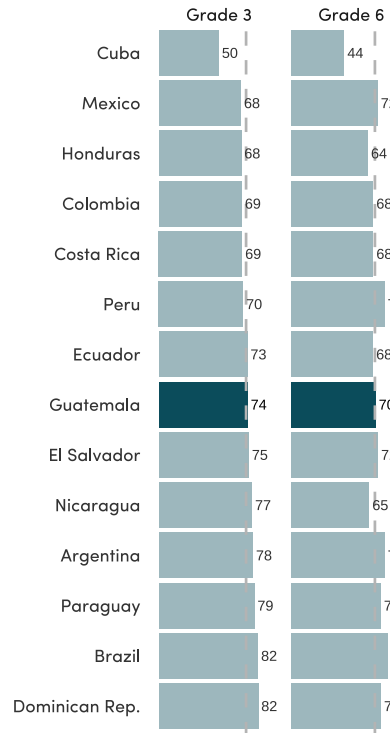
1 percentage point higher than the Latin America and Caribbean average for 3rd graders, and about the same as the average for 6th graders.

Sexual Violence is...

1 percentage point higher than the Latin America and Caribbean average, and 3 percentage points lower than the average for low- and middle-income countries with data.



ERCE 2019



ERCE 2019



PISA-D 2017

Corporal Punishment (Teachers)

----- No Data -----

Corporal Punishment (Caretakers)

----- No Data -----

Notes

- International surveys cover different forms of violence and do not use a standard definition of violence.
- This brief covers international survey data. We recommend complementing it with national surveys (e.g., household surveys) when available.
- The violence figures included in this brief are likely an underestimate, as many victims do not disclose their experiences of violence.⁶
- Country comparisons created with DHS, VACS, and GSHS data, include low- and middle-income countries within +/- 3 years of Guatemala's survey round. Graphs created with MICS, TIMSS, PIRLS, PISA, PISA-D, and ERCE, include low- and middle-income countries with data on the same survey round.
- [PISA-D](#): Sexual Harassment is any unwanted or inappropriate language or touching of a sexual nature. It can be verbal, such as comments about someone's body, sexual remarks, or the spreading of rumors about a person. It can be physical, such as touching, rubbing, pinching or hugging in a sexual way. It can be a request for a sexual favour in return for something else.

Sources

1. Calculations using ERCE 2019.
2. Calculations using PISA-D 2017.
3. [End Corporal Punishment of Children](#), data accessed 2024. Note: "Some" represents cases where prohibition is stated for specific provisions (eg., [forms of corporal punishment or school levels](#)). Alternative Care refers to cases where a child's primary caregiver is not their parents (eg. foster care).
4. [Evans, Hares, Smarrelli, and Wu](#). CGD 2023.
5. While DHS asks about teacher and peer perpetrators of physical violence, we exclude from our analysis as the age range does not reflect the period when children are most likely to experience corporal punishment. If the focus is on physical violence against women by teachers starting at age 15, DHS data can provide relevant insights.
6. [Smarrelli, Wu, Baago-Rasmussen, Hares, and Naker](#). CGD 2024.