

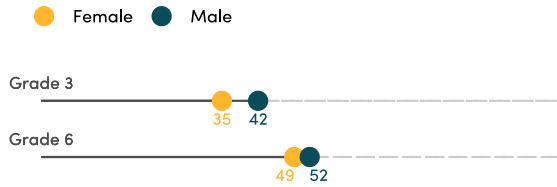
# Violence Against Children In and Around Schools in Honduras

Violence against children is preventable, and the education sector can play a critical role in driving change through schools and school systems. This note summarizes the state of school related violence in Honduras, and highlights key data gaps.

## Bullying

**Physical bullying** refers to a pattern of repetitive aggressive behaviours involving hitting, kicking, pushing, and stealing or destroying personal belongings. 38% of 3rd graders and 50% of 6th graders reported experiencing **physical bullying in the last month**.<sup>1</sup>

**Emotional bullying** includes any form of isolating, rejecting, excluding from a group, or any other non-physical form of hostile treatment. 68% of 3rd graders and 64% of 6th graders reported experiencing **emotional bullying in the last month**.<sup>1</sup>



## Sexual Violence

**Sexual violence** takes different forms, and includes non-consensual completed or attempted sexual contact or acts of a sexual nature that do not involve physical contact, and any form of coercion into sexual situations. Available data indicate 15% of children experienced sexual violence before the age of 18.<sup>2</sup>



Among those exposed to any form of sexual violence in their lives, 17% occurred at school.



## Corporal Punishment

**Corporal punishment** refers to any form of punishment involving physical force intended to cause pain or discomfort. 1% of children reported experiencing corporal punishment from teachers.



## Is corporal punishment banned in these settings...<sup>4</sup>



## Data Gaps

ERCE 2019 provides information about physical and emotional bullying from peers. VACS 2017 covers child prevalence of physical and sexual violence by peers, parents, partners, and teachers, and emotional violence from parents. GSHS 2012 has data on student bullying. PISA-D 2017 includes sexual violence data. MICS 2020 provides data on physical attacks<sup>5</sup>, and corporal punishment by caretakers. MICS can be broken down by disability status, while other data cannot be disaggregated by LGBT+ or disability status.<sup>5</sup> The table below denotes available data.

Type of Violence	Aged 6 to 12	Aged 13 to 22	2008 - 2012	2013 - 2018	2019 or after
Physical (Peers)	✓	✓	GSHS	VACS, ERCE	, ERCE
Emotional (Peers)	✓	✓	GSHS	VACS, ERCE	ERCE
Sexual (Peers)	✓	✓		VACS, PISA-D	
Sexual (Teachers)	✓	✓		VACS, PISA-D	
Corporal Punishment (Teachers)	✓	✓		VACS	

---

Type of Violence	Aged 6 to 12	Aged 13 to 22	2008 - 2012	2013 - 2018	2019 or after
Corporal Punishment (Caretakers)	✓	✓			MICS

# Honduras

## Compared to Other Countries

The graphs below include only countries with data from the same international survey, which means the data were collected from children of similar ages using the same questions. **Below are country averages.**



### Physical Bullying is...

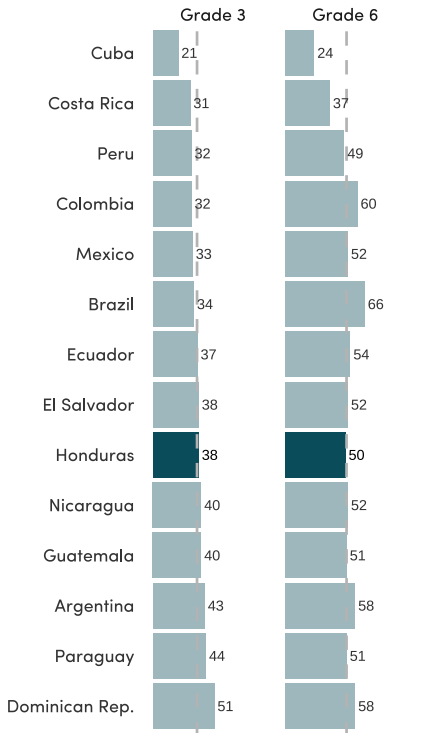
about the same as the Latin America and Caribbean average for 3rd graders, and about the same as the average for 6th graders.

### Emotional Bullying is...

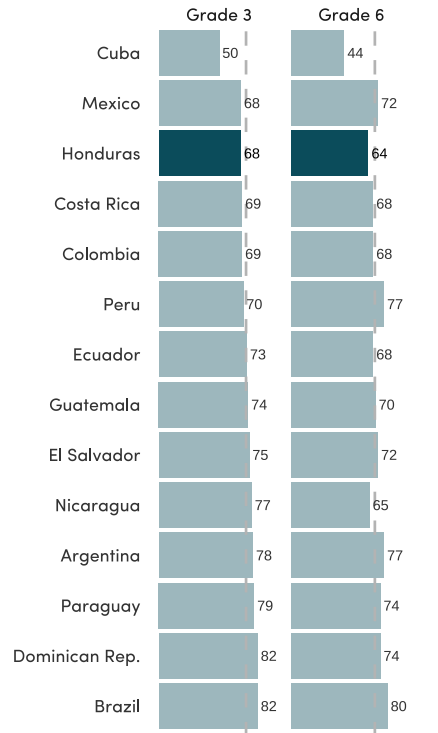
5 percentage points lower than the Latin America and Caribbean average for 3rd graders, and 6 percentage points lower for 6th graders.

### Sexual Violence is...

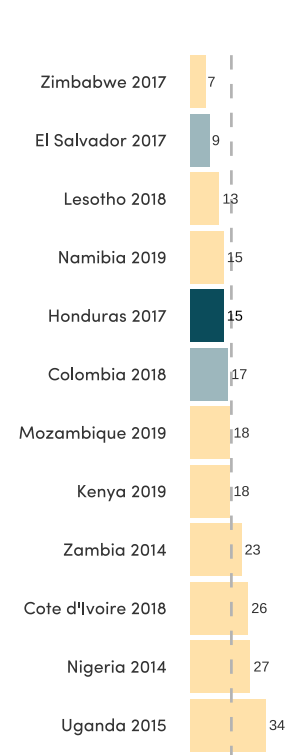
1 percentage point higher than the Latin America and Caribbean average, and 4 percentage points lower than the average for low- and middle-income countries with data.



ERCE 2019



ERCE 2019



VACS 2017 (+/-) 3 years

### Corporal Punishment (Teachers)

Students who experienced corporal punishment from teachers (%) - VACS 2017 (+/-) 3 years



### Corporal Punishment (Caretakers)

Children Aged 1 to 14 who experienced corporal punishment (%) - MICS 6



### Notes

- International surveys cover different forms of violence and do not use a standard definition of violence.
- This brief covers international survey data. We recommend complementing it with national surveys (e.g., household surveys) when available.
- The violence figures included in this brief are likely an underestimate, as many victims do not disclose their experiences of violence.<sup>7</sup>
- Country comparisons created with DHS, VACS, and GSHS data, include low- and middle-income countries within +/- 3 years of Honduras's survey round. Graphs created with MICS, TIMSS, PIRLS, PISA, PISA-D, and ERCE, include low- and middle-income countries with data on the same survey round.
- Honduras participated in a benchmarking exercise with [Safe to Learn](#), which establishes a baseline to monitor progress in ending violence against children in and around schools. Results are forthcoming.

### Sources

- Calculations using ERCE 2019.
- Calculations using VACS 2017. Surveys ages 13 to 24.
- Calculations using MICS 2020.
- [End Corporal Punishment of Children](#), data accessed 2024. Note: "Some" represents cases where prohibition is stated for specific provisions (eg, [forms of corporal punishment or school levels](#)). Alternative Care refers to cases where a child's primary caregiver is not their parents (eg. foster care).
- [Evans, Hares, Smarrelli, and Wu](#). CGD 2023.
- While DHS asks about teacher and peer perpetrators of physical violence, we exclude from our analysis as the age range does not reflect the period when children are most likely to experience corporal punishment. If the focus is on physical violence against women by teachers starting at age 15, DHS data can provide relevant insights.

