


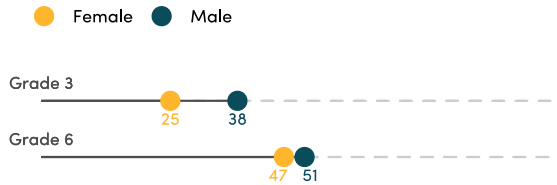
Violence Against Children In and Around Schools in Peru

Violence against children is preventable, and the education sector can play a critical role in driving change through schools and school systems. This note summarizes the state of school related violence in Peru, and highlights key data gaps.

Bullying

Physical bullying refers to a pattern of repetitive aggressive behaviours involving hitting, kicking, pushing, and stealing or destroying personal belongings. 32% of 3rd graders and 49% of 6th graders reported experiencing **physical bullying in the last month**.¹

Emotional bullying includes any form of isolating, rejecting, excluding from a group, or any other non-physical form of hostile treatment. 70% of 3rd graders and 77% of 6th graders reported experiencing **emotional bullying in the last month**.¹



Sexual Violence

Sexual violence takes different forms, and includes non-consensual completed or attempted sexual contact or acts of a sexual nature that do not involve physical contact, and any form of coercion into sexual situations. Available data indicates that 1% of females aged 15 to 19 **experienced sexual violence in their lifetime**.² Data on the location of the incident and the type of perpetrator are not available; therefore, it is not possible to determine whether sexual violence incidents occurred in schools. Additionally, data for boys is not available.



Corporal Punishment

Corporal punishment refers to any form of punishment involving physical force intended to cause pain or discomfort.

Students who experienced corporal punishment from teachers (%)

No Data

Caretakers who agree with using corporal punishment (%)

No Data

Children who experienced corporal punishment from caretakers (%)

No Data

Is corporal punishment banned in these settings...³



Data Gaps

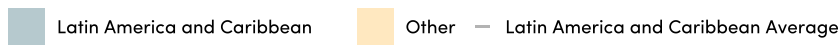
ERCE 2019 and PISA 2022 provide information about physical and emotional bullying from peers. GSHS 2010 has data on student bullying. Data cannot be broken down by disability or LGBTQ+ status.⁴ The table below denotes available data.

Type of Violence	Aged 6 to 12	Aged 13 to 22	2008 - 2012	2013 - 2018	2019 or after
Physical (Peers)		✓	GSHS	ERCE, PISA	ERCE, PISA
Emotional (Peers)	✓	✓	GSHS	ERCE, PISA	ERCE, PISA
Sexual (Peers)					
Sexual (Teachers)					
Corporal Punishment (Teachers)					
Corporal Punishment (Caretakers)					

Peru

Compared to Other Countries

The graphs below include only countries with data from the same international survey, which means the data were collected from children of similar ages using the same questions. **Below are country averages.**



Physical Bullying is...

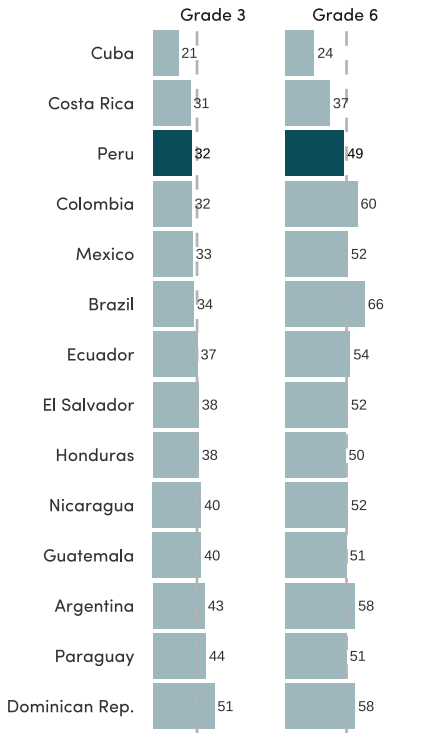
6 percentage points lower than the Latin America and Caribbean average for 3rd graders, and 1 percentage point lower for 6th graders.

Emotional Bullying is...

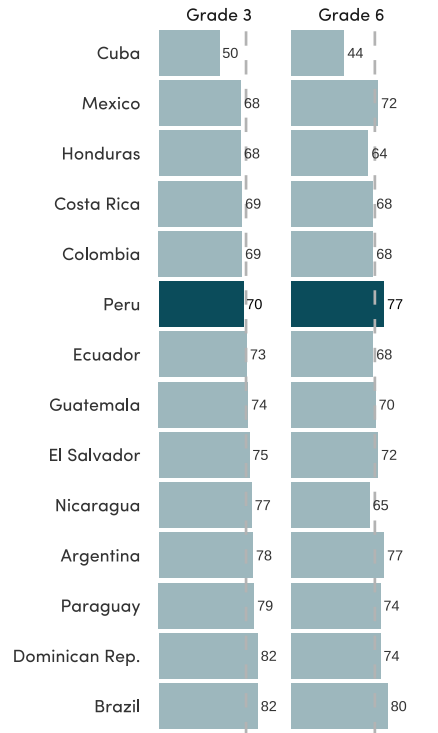
3 percentage points lower than the Latin America and Caribbean average for 3rd graders, and 7 percentage points higher for 6th graders.

Sexual Violence is...

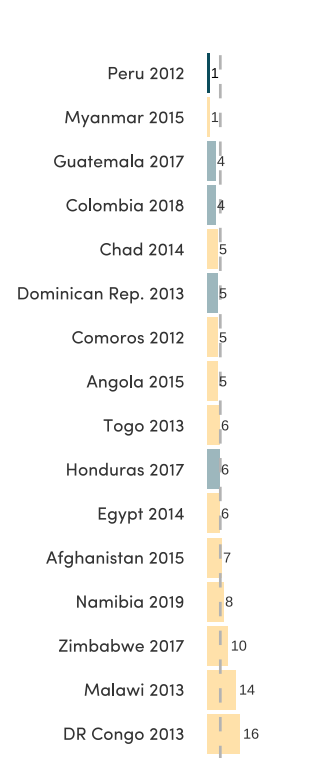
3 percentage points lower than the Latin America and Caribbean average, and 5 percentage points lower than the average for low- and middle-income countries with data.



ERCE 2019



ERCE 2019



DHS 2012 (+/-) 3 years

Corporal Punishment (Teachers)



Corporal Punishment (Caretakers)



Notes

- International surveys cover different forms of violence and do not use a standard definition of violence.
- This brief covers international survey data. We recommend complementing it with national surveys (e.g., household surveys) when available.
- The violence figures included in this brief are likely an underestimate, as many victims do not disclose their experiences of violence.⁵
- Country comparisons created with DHS, VACS, and GSHS data, include low- and middle-income countries within +/- 3 years of Peru's survey round. Graphs created with MICS, TIMSS, PIRLS, PISA, PISA-D, and ERCE, include low- and middle-income countries with data on the same survey round.

Sources

1. Calculations using ERCE 2019.
2. Calculations using DHS 2012. Surveys women aged 15 - 19.
3. [End Corporal Punishment of Children](#), data accessed 2024. Note: "Some" represents cases where prohibition is stated for specific provisions (eg., [forms of corporal punishment or school levels](#)). Alternative Care refers to cases where a child's primary caregiver is not their parents (eg. foster care).
4. [Evans, Hares, Smarrelli, and Wu](#). CGD 2023.
5. [Smarrelli, Wu, Baago-Rasmussen, Hares, and Naker](#). CGD 2024.