

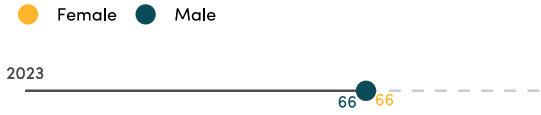
# Violence Against Children In and Around Schools in Cote d'Ivoire

Violence against children is preventable, and the education sector can play a critical role in driving change through schools and school systems. This note summarizes the state of school related violence in Cote d'Ivoire, and highlights key data gaps.

## Bullying

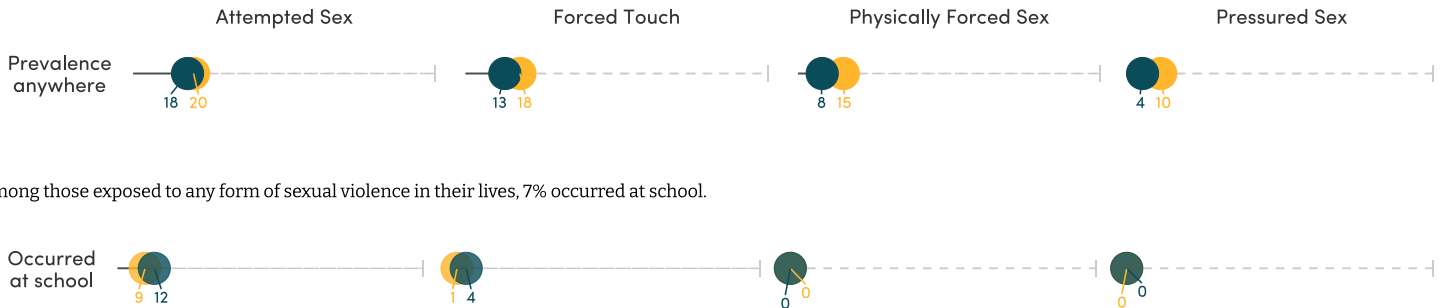
**Physical bullying** refers to a pattern of repetitive aggressive behaviours involving hitting, kicking, pushing, and stealing or destroying personal belongings. 66% of 8th graders reported experiencing **physical bullying during the school year**.<sup>1</sup>

**Emotional bullying** includes any form of isolating, rejecting, excluding from a group, or any other non-physical form of hostile treatment. 74% of 8th graders reported experiencing **emotional bullying during the school year**.<sup>1</sup>



## Sexual Violence

**Sexual violence** takes different forms, and includes non-consensual completed or attempted sexual contact or acts of a sexual nature that do not involve physical contact, and any form of coercion into sexual situations. Available data indicate 26% of children experienced sexual violence before the age of 18.<sup>2</sup>



Among those exposed to any form of sexual violence in their lives, 7% occurred at school.

## Corporal Punishment

**Corporal punishment** refers to any form of punishment involving physical force intended to cause pain or discomfort. 17% of children reported experiencing corporal punishment from teachers.



## Is corporal punishment banned in these settings...<sup>3</sup>



## Data Gaps

TIMSS 2023 provides information about physical and emotional bullying from peers. VACS 2018 covers child prevalence of physical and sexual violence by peers, parents, partners, and teachers, and emotional violence from parents. Data cannot be broken down by disability or LGBTQ+ status.<sup>4</sup> The table below denotes available data.

Type of Violence	Aged 6 to 12	Aged 13 to 22	2008 - 2012	2013 - 2018	2019 or after
Physical (Peers)		✓		VACS	TIMSS
Emotional (Peers)		✓		VACS	TIMSS
Sexual (Peers)	✓	✓		VACS	
Sexual (Teachers)	✓	✓		VACS	
Corporal Punishment (Teachers)		✓	DHS <sup>5*</sup>	VACS	
Corporal Punishment (Caretakers)					

# Cote d'Ivoire Compared to Other Countries

The graphs below include only countries with data from the same international survey, which means the data were collected from children of similar ages using the same questions. **Below are country averages.**



## Physical Bullying is...

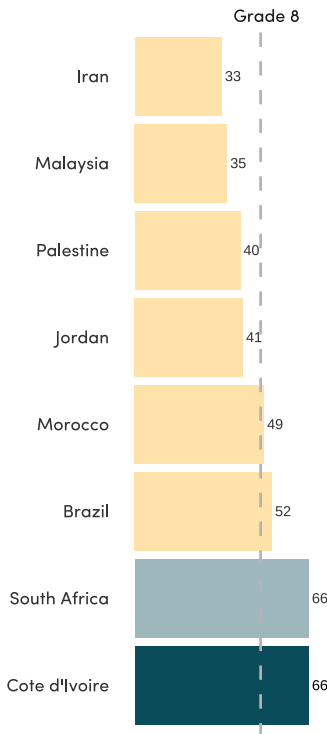
18 percentage points higher than the average for middle-income countries for 8th graders with data.

## Emotional Bullying is...

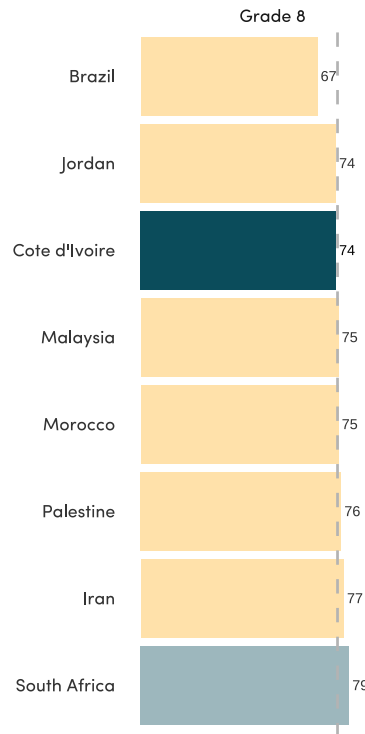
about the same as than the average for middle-income countries for 8th graders with data.

## Sexual Violence is...

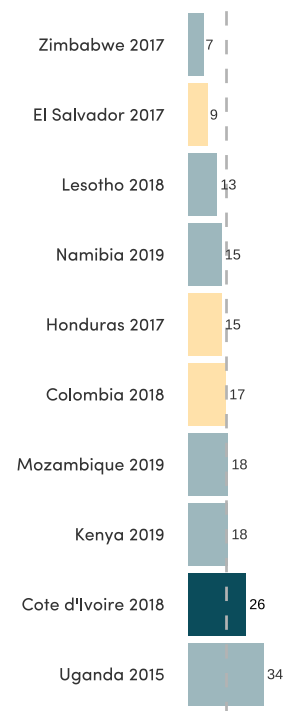
7 percentage points higher than the Sub-Saharan Africa average, and 9 percentage points higher than the average for low- and middle-income countries with data.



TIMSS 2023




TIMSS 2023



VACS 2018 (+/-) 3 years

## Corporal Punishment (Teachers)

Students who experienced corporal punishment from teachers (%) - VACS 2018 (+/-) 3 years



## Corporal Punishment (Caretakers)

----- No Data -----

## Notes

- International surveys cover different forms of violence and do not use a standard definition of violence.
- This brief covers international survey data. We recommend complementing it with national surveys (e.g., household surveys) when available.
- The violence figures included in this brief are likely an underestimate, as many victims do not disclose their experiences of violence.<sup>6</sup>
- Country comparisons created with DHS, VACS, and GSHS data, include low- and middle-income countries within +/- 3 years of Cote d'Ivoire's survey round. Graphs created with MICS, TIMSS, PIRLS, PISA, PISA-D, and ERCE, include low- and middle-income countries with data on the same survey round.

## Sources

1. Calculations using TIMSS 2023.
2. Calculations using VACS 2018. Surveys ages 13 to 24.
3. [End Corporal Punishment of Children](#), data accessed 2024. Note: "Some" represents cases where prohibition is stated for specific provisions (eg., [forms of corporal punishment or school levels](#)). Alternative Care refers to cases where a child's primary caregiver is not their parents (eg. foster care).
4. [Evans, Hares, Smarrelli, and Wu](#). CGD 2023.
5. While DHS asks about teacher and peer perpetrators of physical violence, we exclude from our analysis as the age range does not reflect the period when children are most likely to experience corporal punishment. If the focus is on physical violence against women by teachers starting at age 15, DHS data can provide relevant insights.
6. [Smarrelli, Wu, Baago-Rasmussen, Hares, and Naker](#). CGD 2024.